



TechPPE

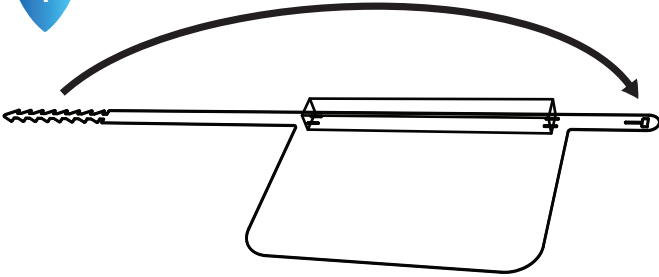
0141 761 4700

sales@icltech.co.uk

www.techppe.co.uk

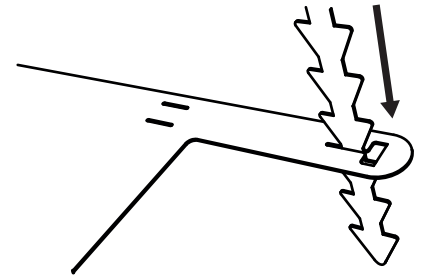
## Medical PPE Face-Shield - Fitting Instructions

1



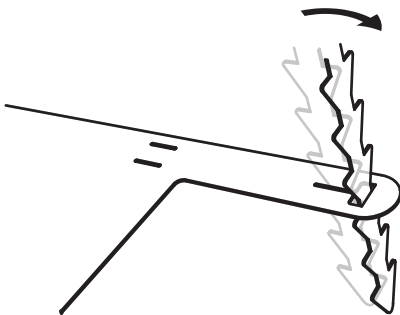
Remove all visor packaging making sure it is free of dust / lint, then fold the serrated end round towards the slot

2



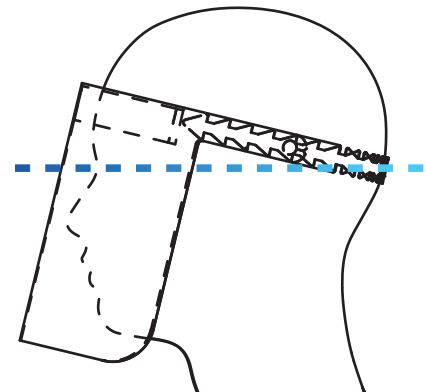
Turn the serrated end of strap 90° and insert into slot

3



Once suitable size has been determined turn the serrated strap back 90° to lock the strap in place

4



Place face-shield over head **ensuring the strap is parallel to line of sight**

- The TechPPE visor provides full face protection to help block the transmission of infectious materials, droplets and sprays in a medical environment
- Ensure hands are washed and clean of debris before and after using this equipment and remove when eating, drinking or smoking
- Exposing to temperatures below 0°C or above 55°C may cause damage
- The TechPPE medical face-shield is recommended as a single use product however, this product can be cleaned at medical professionals' discretion
- 100% recyclable and irritant free PE-LD foam headband



Compliant with following Technical Standards : technical testing specification for COVID-19 masks for use by healthcare workers (EU regulation 2016/425), awarded CE marking as category II PPE

Manufactured by ICL Tech Ltd, 1 Wellington Road, Bishopbriggs, Glasgow, G64 2SA

0141 761 4700

sales@icltech.co.uk

www.techppe.co.uk