



TechPPE

0141 761 4700

sales@icltech.co.uk

www.techppe.co.uk

## How to Wear Your Reusable Cotton Face Mask

### Putting on your mask:



1  
Wash your hands before touching your mask



2  
Holding the ear loops, secure behind your ears, positioning the mask with the top on the nose bridge & bottom under your chin



3  
For added comfort, improved fit & positioning options, use the optional\* head-strap (\*sold separately)



4  
Compress the aluminium nose strip to mould to the bridge of your nose



5  
Avoiding touching the mask front if possible: if required please wash your hands before & after readjustment

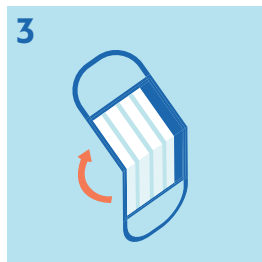
### Taking off your mask:



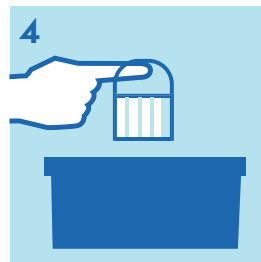
1  
Avoiding touching the mask front if possible



2  
Remove the mask using the ear loops



3  
Fold the mask so the outside face is enclosed, avoiding touching the outside surface



4  
If you are unable to wash the mask immediately, place in a storage container until ready for washing (ensure you wash the container after use)



5  
Wash your hands after touching your mask

### Washing your mask:




1  
Wash your mask after each use



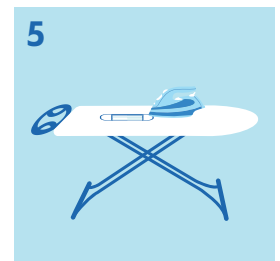
2  
Wash along with regular high temperature wash (ideally above 60°C for a long cycle)



3  
Wash your hands after touching your mask



4  
Tumble dry on high heat or leave to hang dry



5  
Iron flat (2 dot iron) ensuring that the pleats & the nose bar are straight, store in a clean container prior to reuse

\*Please note this mask is not intended to be used as a Medical Device and has no FFP rating; it is designed for preventative hygiene.

Supplied by ICL Tech Ltd, 1 Wellington Road, Bishopbriggs, Glasgow, G64 2SA

0141 761 4700

sales@icltech.co.uk

www.techppe.co.uk